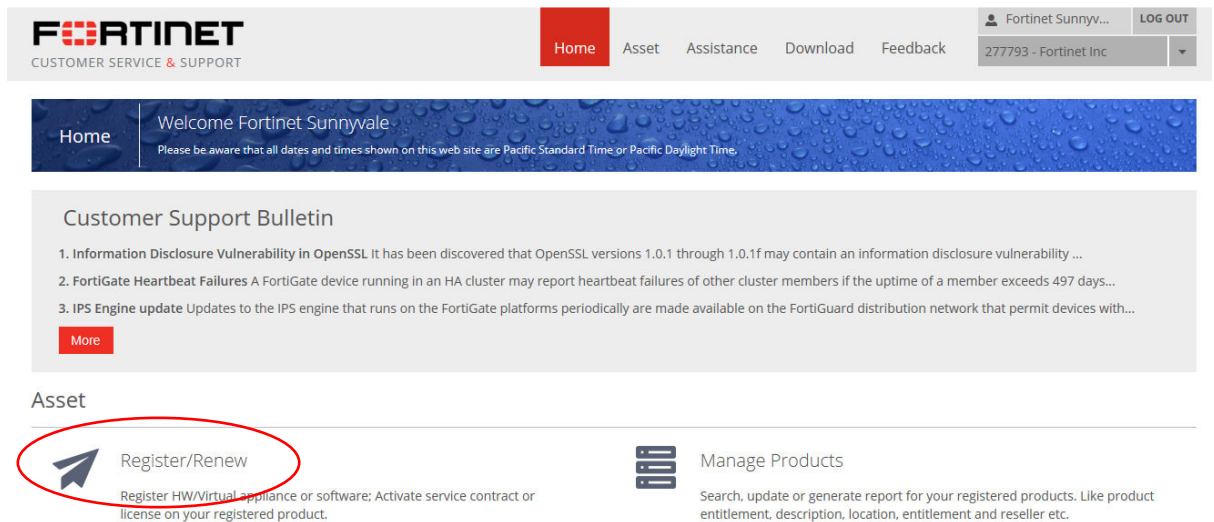


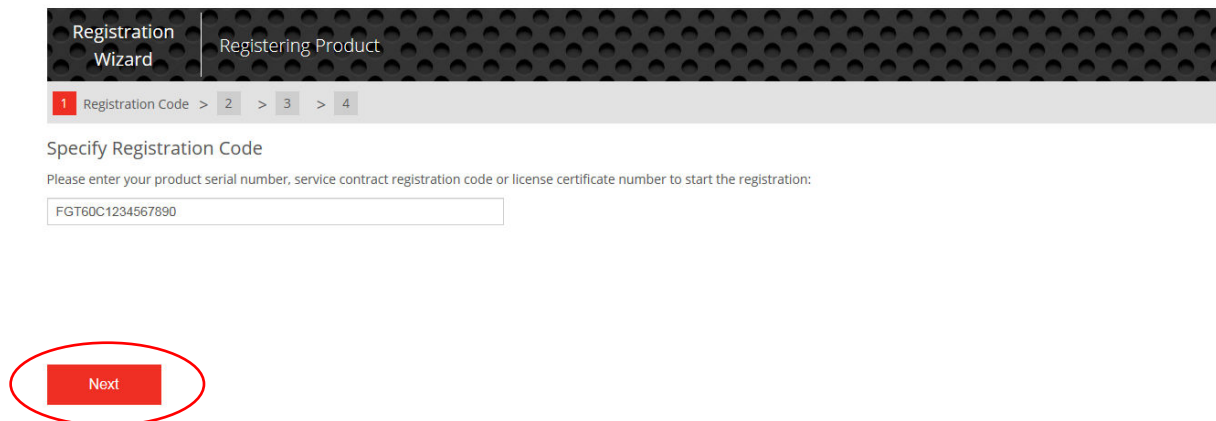
How to Register a New Product

All Fortinet products must be registered at Fortinet support portal. A support account is needed for product registration. Refer to “Create a Support Account”.

1. Login to <https://support.fortinet.com> with your **account ID/email** and **password**
2. Under Asset, select “ Register/Renew”



3. Enter the 16 characters serial number of the device and click “**NEXT**” to continue.



How to Register a New Product

4. A) **Support Contract No** = Put in the 12 digits of contract registration code if there is any, leave it blank otherwise.
B) **Product Description** = Optional
C) ***Fortinet Partner** = Required field. Select the partner company name from dropdown list.

* (B) & (C) can be updated later – refer to “Update product description and partner info”

5. Click **“NEXT”** to continue.

Product Registration | Registering FortiGate 100D | Serial Number: FG100D9G138

1 Registration Code > 2 Registration Info > 3 Agreement > 4 Verification > 5 Completion

Specify Fortinet Registration Information


If you have purchased a support contract for this product, you may register it now or later.

Support Contract No.:

To help you identify this product, you may enter a description here.

Product Description:

Please specify your Fortinet Partner or Reseller helped you with this product

Fortinet Partner: 

Previous Next

6. Read and accept the product registration agreement, click **“Next”**

Product Registration | Registering FortiGate 60C | Serial Number: FGT60C1234567890

1 Registration Code > 2 Registration Info > 3 Agreement > 4 Verification > 5 Completion

Fortinet Product Registration Agreement

FortiCare/FortiGuard Service Contract

THIS IS A LEGALLY BINDING AGREEMENT BETWEEN YOU, THE CUSTOMER, AND FORTINET. BEFORE YOU CONTINUE WITH REGISTRATION OF YOUR FORTICARE OR FORTIGUARD SERVICE CONTRACT (THE "SERVICES CONTRACT") CAREFULLY READ THE TERMS AND CONDITIONS OF THIS AGREEMENT. BY CLICKING ON THE "ACCEPT" BUTTON, YOU, AS AN AUTHORIZED REPRESENTATIVE ON BEHALF OF CUSTOMER, CONSENT TO BE BOUND BY AND BECOME A PARTY TO THIS AGREEMENT ("AGREEMENT") AND YOU REPRESENT THAT YOU HAVE READ AND UNDERSTAND THIS AGREEMENT AND HAVE HAD SUFFICIENT OPPORTUNITY TO CONSULT WITH COUNSEL, PRIOR TO AGREEING TO THE TERMS HEREIN AND SUBMITTING YOUR REGISTRATION. IF YOU HAVE ANY QUESTIONS OR CONCERNS, OR DESIRE TO SUGGEST ANY MODIFICATIONS TO THIS AGREEMENT, PLEASE CONTACT THE LOCAL FORTINET SALES REPRESENTATIVE TO BE REFERRED TO FORTINET LEGAL. IF YOU DO NOT AGREE TO ALL OF THE TERMS OF THIS AGREEMENT, DO NOT CONTINUE WITH THE REGISTRATION PROCESS.

The parties to this agreement are Customer and, effective January 1, 2013, either (i) where Customer is located within the Americas, Fortinet, Inc., or (ii) where Customer is located outside of the Americas, Fortinet Singapore Private Limited (each referred to herein as "Fortinet"). The effective date of this Agreement shall commence upon Customer's acceptance of this Agreement. Service Contracts are available for Fortinet's commercial networking products and related equipment, including hardware products with embedded software, and software products sold and licensed to you pursuant to Fortinet's End User License Agreement ("EULA" provided to you with the products, which EULA is incorporated herein by reference and is available at <http://www.fortinet.com/doc/legal/EULA.pdf> "Terms and Conditions of Sale"). This Agreement and the Terms and Conditions of Sale represent the entire agreement between the parties with respect to maintenance and support services and shall supersede all prior representations, discussions, negotiations and agreements, whether written or oral.

1. DEFINITIONS

☐ I have read, understood and accepted the contract stated above

Previous Next

How to Register a New Product

7. Verify the product entitlement – warranty type, support type, support level, activation and expiration dates are correct before completing the registration.
8. Check the box to accept the terms and click **“Confirm”** to complete the registration.

Product Registration | Registering FortiAP 11C | Serial Number: FAP11C3X120

1 Registration Code > 2 Registration Info > 3 Agreement > 4 Verification > 5 Completion

Verification

Important Notice:
READ BEFORE COMPLETING THE REGISTRATION.
Please verify the entitlement preview for FAP11C3X120 and its associated services.
Product Warranty Type: Fortinet Internal Order.

Product Entitlement:

Support Type	Support Level	Activation Date	Expiration Date
Hardware	Advanced HW	2013-05-07	2014-12-29
Firmware & General Updates	Web/Online	2013-12-29	2014-12-29
Enhanced Support	24x7	2013-12-29	2014-12-29
Telephone Support	24x7	2013-12-29	2014-12-29

Entitlement calculation is based on any existing warranty or contract services plus the term of your new contract. If you have questions regarding these conditions, please open a ticket for Registration Assistance by clicking [here](#).

☐ BY ACCEPTING THESE TERMS, YOU ARE ACTIVATING THIS SUPPORT CONTRACT AND THE ENTITLEMENT PERIOD PROVIDED CAN NOT BE CHANGED. IF YOU WISH TO CONTINUE, CLICK "CONFIRM" BUTTON TO SUBMIT YOUR REQUEST.

[Previous](#) [Confirm](#)

9. Once the registration completed, the product details will be displayed. Click **“Register More”** if you have more unit to register, otherwise click **“Finish”**

Product Registration | Registering FortiAP 11C | Serial Number: FAP11C3X1200332

1 Registration Code > 2 Registration Info > 3 Agreement > 4 Verification > 5 Completion

Registration Completed

Thank you for choosing this Fortinet product. Your registration process has completed successfully. Please be aware that the registration information may not reflect on your product immediately, a delay (up to 4 hours) can occur.

Product Info

General

Product Model: FortiAP 11C
Serial Number: FAP11C3X1200332
Registration Date: 2014-04-28
Ship Date: 2013-02-06
Warranty: Fortinet Internal Order
Description: N/A
Partner: Fortinet Inc.

Version & Update

OS Version: N/A
AV Engine Version: N/A
AV Engine Update Time: N/A
AV DB Version: N/A
AV DB Update Time: N/A
IPS Version: N/A
IPS Update Time: N/A
IPS Engine Version: N/A
IPS Engine Update Time: N/A

Support Coverage

Support Type	Support Level	Activation Date	Expiration Date
Hardware	Advanced HW	2013-05-07	2014-12-29
Firmware & General Updates	Web/Online	2013-12-29	2014-12-29
Enhanced Support	24x7	2013-12-29	2014-12-29
Telephone Support	24x7	2013-12-29	2014-12-29

[Register More](#) [Finish](#)